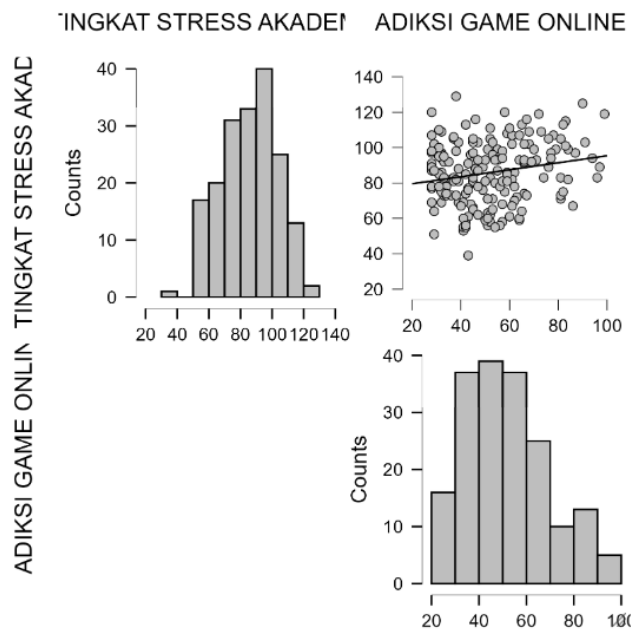


UJI NORMALITAS

Descriptive Statistics

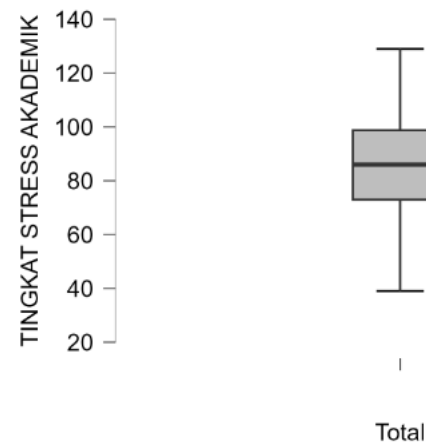
| | TINGKAT STRESS AKADEMIK | ADIKSI GAME ONLINE |
|-------------------------|-------------------------|--------------------|
| Valid | 182 | 182 |
| Missing | 0 | 0 |
| Median | 86.000 | 50.000 |
| Mean | 85.863 | 51.835 |
| Std. Deviation | 17.719 | 17.540 |
| Shapiro-Wilk | 0.990 | 0.948 |
| P-value of Shapiro-Wilk | 0.250 | < .001 |
| Minimum | 39.000 | 28.000 |
| Maximum | 129.000 | 99.000 |

Correlation plot ▼

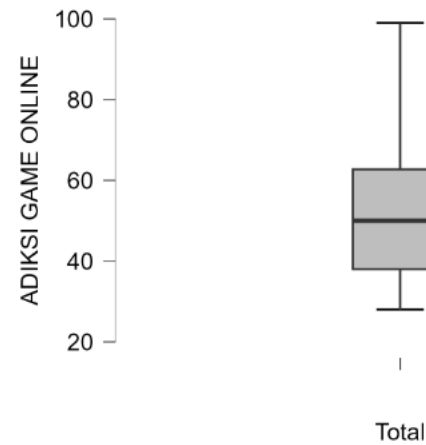


Boxplots

TINGKAT STRESS AKADEMIK

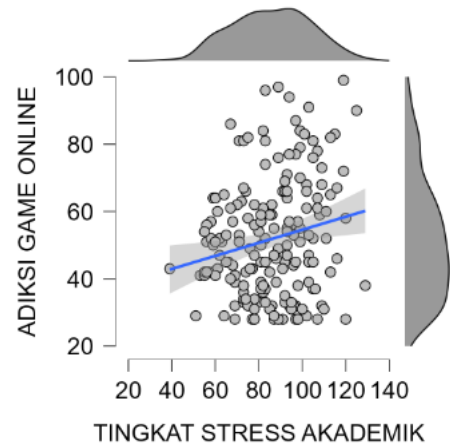


ADIKSI GAME ONLINE



Scatter Plots

TINGKAT STRESS AKADEMIK - ADIKSI GAME ONLINE



Correlation

Spearman's Correlations

| Variable | | TINGKAT STRESS AKADEMIK | ADIKSI GAME ONLINE |
|----------------------------|----------------|-------------------------|--------------------|
| 1. TINGKAT STRESS AKADEMIK | Spearman's rho | — | |
| | p-value | — | |
| 2. ADIKSI GAME ONLINE | Spearman's rho | 0.161 | — |
| | p-value | 0.030 | — |